

**PIUSI**  
®

# ***DELPHIN*** ***PRO***

*THE SOLUTION TO MANAGE Adblue® CAR FILLING*



**ENTER**  
**THE NEW ERA**  
**OF AdBlue®**  
**CAR FILLING:**  
**FEWER COSTS,**  
**FEWER WASTE**  
**& FEWER TIME.**

**Delphin Pro** is the new complete range of electrically operated AdBlue® car filling systems designed and manufactured in Italy by PIUSI.

**All the dispensers are specifically engineered to meet the demand for daily use in garages and workshops:**

- » **Automatic filling:** no operator required while the system is working
- » **Flexibility and reliability:** mobile and fixed versions to suit every application
- » **Cost and time efficiency:** a full tank refill in just 2 minutes; and the car is perfectly clean
- » **Safe and clean filling:** no liquid contamination and vapors leaks
- » **Fully compliant to ISO/FDIS 22241-4:2009**
- » **Lower AdBlue® cost/liter** due to higher amount purchased
- » Save at least 5 mins of labour compared to any manual refill. At 20 € labor cost and only 3 refills/day, the Delphin Pro is payed back in less than 16 months.

**Are you ready for the future?**  
**Enhance your garage with**  
**the Delphin Pro range!**



# THE PERFECT SOLUTION FOR EVERY APPLICATION

PIUSI®

## APPLICATION 01



**Mobile dispenser** suitable for 60/200 ltrs drums that can be easily moved around the garage or workshop.



» DELPHIN PRO MOBILE RANGE

## APPLICATION 02



**Fixed installation on a IBC AdBlue® tank**, perfect for all garages or workshops with a higher consumption of AdBlue®.



» DELPHIN PRO AC IBC

# THE MOBILE AND FIXED SOLUTION EASILY SUITS A WIDE VARIETY OF APPLICATIONS: A NEW WAY TO EASILY, AUTOMATICALLY, SAFELY AND CLEANLY MANAGE THE AdBlue® CAR FILLING.



## APPLICATION 03



**Fixed installations mounted on the wall** inside the garage or workshop, with **the IBC AdBlue® tank** located outside the garage or in a dedicated area.



» DELPHIN PRO AC IBC

## APPLICATION 04



**Mobile dispenser** that can be easily filled from a remote **IBC AdBlue® tank**.



» DELPHIN PRO MOBILE RANGE AND IBC TANK

# DELPHIN PRO RANGE

PIUSI®



**!NEW**

## DELPHIN PRO\_X

Top-of-the-line mobile dispenser with integrated PRESET and AUTO FLOW-RATE functions.

pag. 8/11



## DELPHIN PRO AC

The perfect dispenser to upgrade from manual to automatic AdBlue® car filling.

pag. 12



## TANK RECOVERY SYSTEM

Engineered to avoid tank overfilling.  
Manual version.

pag. 15





### **DELPHIN PRO IBC**

Dispenser for fixed installations on a IBC AdBlue<sup>®</sup> tank or mounted on the wall.

pag. 13



### **TANK RECOVERY SYSTEM**

Electric equipment engineered to drain AdBlue<sup>®</sup> out of the tank.

pag. 15



**DELPHIN PRO DISPENSERS ARE EXTREMELY EASY TO USE AND FULLY AUTOMATIC:**  
**JUST START THE CAR FILLING; ONCE THE TANK IS FULL, ALL DISPENSERS AUTOMATICALLY STOP.**

A detailed view of the PIUSI Delphin Pro\_X AdBlue dispenser. The device is primarily black and white, mounted on a sturdy frame. It features a control panel with a digital display showing "3.0", several buttons, and a nozzle assembly. The background is a dark blue gradient with some faint, stylized text like "ue®" visible on the left.

# ***DELPHIN PRO\_X:***

---

# ***THE NEW***

---

# ***SOLUTION***

---

# *FOR YOUR*

---

# *WORKSHOP!*

**D**elphin Pro\_X is the **latest innovation** within the PIUSI AdBlue® car filling equipment: **preset function, automatic flow-rate regulation and visual diagnostic alert** are just few of its main new features.

This dispenser comes both in **AC and DC version**, and, thanks to the sturdy and adjustable cart, it can easily support 60/200 ltrs drums.



# DELPHIN PRO\_X



**DELPHIN PRO\_X**  
*IS THE PIUSI  
TOP-OF-THE-LINE  
TECHNOLOGY FOR  
AdBlue® CAR FILLING.*



## » FLOW-RATE

The Delphin Pro\_X flow-rate goes from a minimum of 2 L/min to a maximum of 15 L/min to guarantee fully compliance with all vehicles and to allow a quick and clean AdBlue® filling.

## » PRESET

Delphin Pro\_X allows to precisely pre-define the total amount of AdBlue® to be filled in the car tank.

## » AUTO FLOW-RATE

Delphin Pro\_X is equipped with an integrated function that automatically adjust the flow-rate according to the vehicle's tank.

## » BATTERY

Available only for the DC version, the internal battery of the Delphin Pro\_X allows more than 50 filling services with a single charge.

### TECH SPECS

---

**Flow-rate:** 2 - 15 L/min

---

**Auto flow-rate**

---

**Preset**

---

# ONE DISPENSER, MANY ADVANTAGES

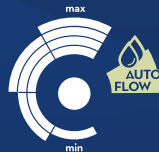
PIUSI®



**D**elphin Pro\_X allows superior performances and added value to your business: thanks to the preset and auto flow-rate functions, **the presence of the operator is no more required, allowing several operations and activities at the same time.**



## AUTO FLOW-RATE



A fast and automatic way to refill any car. Avoid issues with the different car tanks and save time: just set the knob to the auto-flow function and start the filling.

Delphin Pro\_X will **detect the maximum flow-rate** compatible with the car tank and will **keep it constant** during the operation.



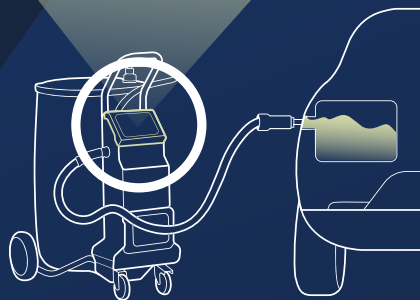
## PRESET



**Preset the needed quantity** of AdBlue® and start the dispensing.

While the system dispenses the AdBlue®, you can focus on other activities being sure the filling will be completed safely and cleanly.

Delphin Pro\_X will **stop automatically** when the preset quantity is reached.



**THANKS TO ALL**  
**ITS NEW FEATURES**  
**AND THE IMPROVED**  
**FLOW-RATE RANGE,**  
**DELPHIN PRO\_X IS**  
**FULLY COMPATIBLE**  
**WITH ALL CARS AND**  
**VEHICLES.**



According to  
**ISO/FDIS 22241-4:2009.**



# DELPHIN PRO AC

PIUSI®

**STOP USING MANUAL AdBlue® TANKS IN YOUR GARAGE: UPGRADE TO DELPHIN PRO AC, THE AUTOMATIC, EASY-TO-USE AND RELIABLE AdBlue® CAR FILLING SYSTEM.**

**C**ompact, mobile, reliable and robust: **Delphin Pro AC is the most famous PIUSI AdBlue® car filling system.**

## » FLOW-RATE

Delphin Pro AC allows AdBlue® filling with a flow-rate from 2 L/min to 11 L/min.

## » PATENTED SPOUT

Delphin Pro AC (as well as Delphin Pro\_X) integrates the PIUSI patented spout that prevents AdBlue® from crystallizing and never requires cleaning or servicing.

## » FAST AND AUTOMATIC FILLING

Start dispensing with Delphin Pro AC and just wait: it will only take 2 minutes for a full AdBlue® tank.

## » CONNECTOR

Delphin Pro AC is compatible with most AdBlue® containers: it can be connected to drums with the AF2 connector and to IBC tanks with the SEC connector.



### TECH SPECS

**Flow-rate:** 2 - 11 L/min

**Voltage:** AC 230 V

# DELPHIN PRO IBC

PIUSI®

**DELPHIN PRO IBC IS A COMPACT AND PROFESSIONAL SOLUTION FOR AN AdBlue® CAR FILLING FIXED INSTALLATION.**

**Delphin Pro IBC** benefits from all the features of Delphin Pro AC while being suitable for all situations with a **higher consumption of AdBlue®**.

## » **ERGONOMIC BRACKET SYSTEM**

Delphin Pro IBC is designed to be hung on IBC tanks guaranteeing maximum security and reliability thanks to the lock bracket system. The integrated handle allows a safe and easy lifting.

## » **FLAT BOTTOM**

The designed flat bottom allows to place Delphin Pro IBC firmly on the floor during the IBC tank replacement or any other operation.

## » **WALL MOUNT KIT**

Delphin Pro IBC can also be installed on the wall with a specific mount kit (optional) that assures maximum stability and correct fixing of the device for a safe dispensing.

## » **HOOK**

Delphin Pro IBC is equipped with a specific hook to wind the hose.



### TECH SPECS

**Flow-rate:** 2 - 11 L/min

**Voltage:** AC 230 V

# MOBILE VS FIXED

PIUSI®

**D**elphin Pro is the new complete range of AdBlue® car filling dispensers specifically engineered to meet the demand for daily use in all garages and workshops.

## » WHY CHOOSE A MOBILE DELPHIN PRO DISPENSER?



### VERSIONS:

- » Delphin Pro\_X AC
- » Delphin Pro\_X DC
- » Delphin Pro AC

- » Specifically designed for medium consumption of AdBlue®
- » Allows to fill AdBlue® in all the cars located inside and outside the garage
- » Can be easily used to solve the logistics issue of an IBC AdBlue® tank far from the working area
- » Supports 60/200 ltrs drums

## » WHY CHOOSE THE FIXED DELPHIN PRO IBC?



### VERSION:

- » Delphin Pro IBC

- » Specifically designed for high consumption of AdBlue®
- » Ideal to create a dedicated AdBlue® filling area
- » Can be used both for a direct AdBlue® car filling as well as to refill an AdBlue® mobile dispenser
- » Ready to use once installed on IBC

# TANK RECOVERY SYSTEMS

PIUSI®

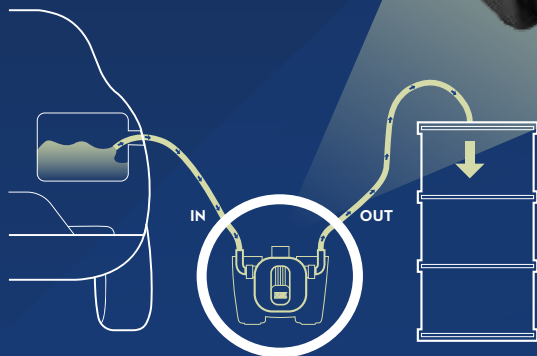
Thanks to these innovative systems it is possible to easily suck AdBlue® from the car tanks.

## » ELECTRIC VERSION

Comes with a portable box that contains all the required equipment:

- » SuzzaraBlue pump AC 230 V
- » 2 mt suction hose
- » 2 mt delivery hose

Simply insert the suction hose in the car AdBlue® tank and the delivery hose into a suitable container and start the SuzzaraBlue pump.



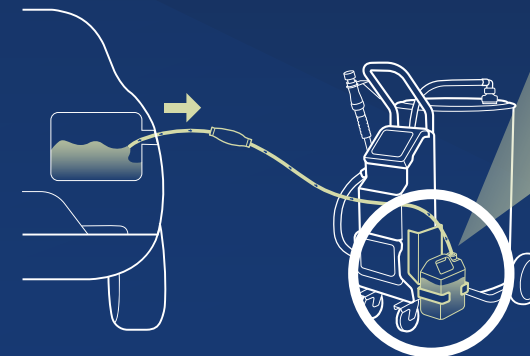
Flow-rate:  
34 L/min

## » MANUAL VERSION

A simple and ready-to-use kit that comes with:

- » Tank support
- » Hose with integrated manual pump
- » 5 ltrs tank

Simply insert the suction tube in the AdBlue® tank of the car and start to manually pump out the liquid.





Hose length:  
2 mt without graduation/  
0,5 mt with graduation

# CHOOSE YOUR

# DELPHIN PRO DISPENSER



Compare and choose the perfect dispenser for your garage among the PIUSI Delphin Pro range:  
all features and characteristics are available below.

VERSIONS	AUTO FLOW-RATE	FLOW-RATE		CONNECTORS		BATTERY	PRESET	PATENTED SPOUT
		up to 11 L/min	up to 15 L/min	AF2	SEC			
 DELPHIN PRO_X AC	X	-	X	X	-	-	X	X
DELPHIN PRO_X DC	X	-	X	X	-	X	X	X
DELPHIN PRO AC	-	X	-	X	-	-	-	X
DELPHIN PRO SEC	-	X	-	X	X	-	-	X
 DELPHIN PRO IBC	-	X	-	X	X	-	-	X



# ORDER CODES



Choose the reliability and innovation of PIUSI products to improve your day-to-day business.

ORDER CODES	VERSION	FLOW-RATE l/min	VOLTAGE		WEIGHT kg	PACKAGING mm	HOSE		CABLE Lenght m
			AC V/Hz	Power Watt			Lenght m	ø mm	
FO0100400	DELPHIN PRO_X AC	2-15	230/50	400 W	43	860x660x440	2	19	4
FO0100410	DELPHIN PRO_X DC	2-15	230/50*	400 W*	50	860x660x440	2	19	4
FO010020A	DELPHIN PRO AC	2-11	230/50	400 W	43	860x660x440	2	19	2
FO010021A	DELPHIN PRO AC SEC	2-11	230/50	400 W	45	860x660x440	2	19	2
FO0100B00	DELPHIN PRO IBC	2-11	230/50	400 W	23	700x490x390	3	19	4
FO0201R20	TANK RECOVERY SYSTEM Electric version	34	230/50	400 W	10	380x380x480	4	12	2
F21614000	TANK RECOVERY SYSTEM Manual version	/	/	/	2	360x360x280	2,5	12	/

\*Battery: 12 V - 100 W

---

# **DELPHIN PRO**

---

## RANGE:

---

# **THE BEST**

---

## SOLUTION FOR

---

# **AdBlue<sup>®</sup> CAR**

---

## FILLING!

---

The PIUSI Delphin Pro range is available worldwide through a professional network of authorized dealers.

**Get in touch with our local partners or contact PIUSI directly to order your Delphin Pro dispenser.**





**PIUSI**®

# PIUSI



MADE IN ITALY

**piusi.com**

**PIUSI S.p.A.** • 46029 Suzzara (Mantova) Italy  
tel. +39 0376 534561 • fax +39 0376 536393 • [piusi@piusi.com](mailto:piusi@piusi.com)

**piusiusa.com**

**PIUSI USA, Inc.** • 3901 Anglers Ave Fort Lauderdale, FL 33312  
tel. 954 584 1552 • fax 954 584 1554 • [piusiusa@piusiusa.com](mailto:piusiusa@piusiusa.com)

09.18 • EN