



PIUSI[®]

DELPHIN *PRO*

THE SOLUTION TO MANAGE Adblue[®] CAR FILLING



ENTER
THE NEW ERA
OF AdBlue®
CAR FILLING:
FEWER COSTS,
FEWER WASTE
& FEWER TIME.

Delphin Pro is the new complete range of electrically operated AdBlue® car filling systems designed and manufactured in Italy by PIUSI.

All the dispensers are specifically engineered to meet the demand for daily use in garages and workshops:

- » **Automatic filling:** no operator required while the system is working
- » **Flexibility and reliability:** mobile and fixed versions to suit every application
- » **Cost and time efficiency:** a full tank refill in just 2 minutes; and the car is perfectly clean
- » **Safe and clean filling:** no liquid contamination and vapors leaks
- » **Fully compliant to ISO/FDIS 22241-4:2009**
- » **Lower AdBlue® cost/liter** due to higher amount purchased
- » Save at least 5 mins of labour compared to any manual refill. At 20 € labor cost and only 3 refills/day, the Delphin Pro is paid back in less than 16 months.

Are you ready for the future?
Enhance your garage with
the Delphin Pro range!



THE PERFECT SOLUTION FOR EVERY APPLICATION

PIUSI®

APPLICATION 01



Mobile dispenser suitable for 60/200 ltrs drums that can be easily moved around the garage or workshop.



» DELPHIN PRO MOBILE RANGE

APPLICATION 02



Fixed installation on a IBC AdBlue® tank, perfect for all garages or workshops with a higher consumption of AdBlue®.



» DELPHIN PRO AC IBC

THE MOBILE AND FIXED SOLUTION EASILY SUITS A WIDE VARIETY OF APPLICATIONS: A NEW WAY TO EASILY, AUTOMATICALLY, SAFELY AND CLEANLY MANAGE THE AdBlue® CAR FILLING.



APPLICATION 03



Fixed installations mounted on the wall inside the garage or workshop, with **the IBC AdBlue® tank** located outside the garage or in a dedicated area.



» DELPHIN PRO AC IBC

APPLICATION 04



Mobile dispenser that can be easily filled from a remote **IBC AdBlue® tank**.



» DELPHIN PRO MOBILE RANGE AND IBC TANK

DELPHIN PRO RANGE

PIUSI



!NEW

DELPHIN PRO_X

Top-of-the-line mobile dispenser with integrated PRESET and AUTO FLOW-RATE functions.

pag. 8/11



DELPHIN PRO AC

The perfect dispenser to upgrade from manual to automatic AdBlue® car filling.

pag. 12



TANK RECOVERY SYSTEM

Engineered to avoid tank overfilling.
Manual version.

pag. 15



DELPHIN PRO IBC

Dispenser for fixed installations on a IBC AdBlue® tank or mounted on the wall.

pag. 13



TANK RECOVERY SYSTEM

Electric equipment engineered to drain AdBlue® out of the tank.

pag. 15



DELPHIN PRO DISPENSERS ARE EXTREMELY EASY TO USE AND FULLY AUTOMATIC:
JUST START THE CAR FILLING; ONCE THE TANK IS FULL, ALL DISPENSERS AUTOMATICALLY STOP.

DELPHIN PRO_X: ***THE NEW*** ***SOLUTION*** ***FOR YOUR*** ***WORKSHOP!***

Delphin Pro_X is the **latest innovation** within the PIUSI AdBlue® car filling equipment: **preset function, automatic flow-rate regulation and visual diagnostic alert** are just few of its main new features.

This dispenser comes both in **AC and DC version**, and, thanks to the sturdy and adjustable cart, it can easily support 60/200 ltrs drums.

DELPHIN PRO_X

PIUSI®

DELPHIN PRO_X
*IS THE PIUSI
TOP-OF-THE-LINE
TECHNOLOGY FOR
AdBlue® CAR FILLING.*

» FLOW-RATE

The Delphin Pro_X flow-rate goes from a minimum of 2 L/min to a maximum of 15 L/min to guarantee fully compliance with all vehicles and to allow a quick and clean AdBlue® filling.

» AUTO FLOW-RATE

Delphin Pro_X is equipped with an integrated function that automatically adjust the flow-rate according to the vehicle's tank.

» PRESET

Delphin Pro_X allows to precisely pre-define the total amount of AdBlue® to be filled in the car tank.

» BATTERY

Available only for the DC version, the internal battery of the Delphin Pro_X allows more than 50 filling services with a single charge.



TECH SPECS

Flow-rate: 2 - 15 L/min

Auto flow-rate

Preset

ONE DISPENSER, MANY ADVANTAGES


PIUSI®



Delphin Pro_X allows superior performances and added value to your business: thanks to the preset and auto flow-rate functions, **the presence of the operator is no more required, allowing several operations and activities at the same time.**



AUTO FLOW-RATE



A fast and automatic way to refill any car. Avoid issues with the different car tanks and save time: just set the knob to the auto-flow function and start the filling.

Delphin Pro_X will **detect the maximum flow-rate** compatible with the car tank and will **keep it constant** during the operation.



PRESET



Preset the needed quantity of AdBlue® and start the dispensing.

While the system dispenses the AdBlue®, you can focus on other activities being sure the filling will be completed safely and cleanly.

Delphin Pro_X will **stop automatically** when the preset quantity is reached.

**THANKS TO ALL
ITS NEW FEATURES
AND THE IMPROVED
FLOW-RATE RANGE,
DELPHIN PRO_X IS
FULLY COMPATIBLE
WITH ALL CARS AND
VEHICLES.**



According to
ISO/FDIS 22241-4:2009.



DELPHIN PRO AC



**STOP USING MANUAL AdBlue® TANKS
IN YOUR GARAGE: UPGRADE TO
DELPHIN PRO AC, THE AUTOMATIC,
EASY-TO-USE AND RELIABLE AdBlue®
CAR FILLING SYSTEM.**

Compact, mobile, reliable and robust: **Delphin Pro AC is the most famous PIUSI AdBlue® car filling system.**

» FLOW-RATE

Delphin Pro AC allows AdBlue® filling with a flow-rate from 2 L/min to 11 L/min.

» FAST AND AUTOMATIC FILLING

Start dispensing with Delphin Pro AC and just wait: it will only take 2 minutes for a full AdBlue® tank.

» PATENTED SPOUT

Delphin Pro AC (as well as Delphin Pro_X) integrates the PIUSI patented spout that prevents AdBlue® from crystallizing and never requires cleaning or servicing.

» CONNECTOR

Delphin Pro AC is compatible with most AdBlue® containers: it can be connected to drums with the AF2 connector and to IBC tanks with the SEC connector.



TECH SPECS

Flow-rate: 2 - 11 L/min

Voltage: AC 230 V

DELPHIN PRO IBC

PIUSI®

**DELPHIN PRO IBC IS A COMPACT
AND PROFESSIONAL SOLUTION
FOR AN AdBlue® CAR FILLING
FIXED INSTALLATION.**

Delphin Pro IBC benefits from all the features of Delphin Pro AC while being suitable for all situations with a **higher consumption of AdBlue®**.

» **ERGONOMIC BRACKET SYSTEM**

Delphin Pro IBC is designed to be hung on IBC tanks guaranteeing maximum security and reliability thanks to the lock bracket system. The integrated handle allows a safe and easy lifting.

» **FLAT BOTTOM**

The designed flat bottom allows to place Delphin Pro IBC firmly on the floor during the IBC tank replacement or any other operation.

» **WALL MOUNT KIT**

Delphin Pro IBC can also be installed on the wall with a specific mount kit (optional) that assures maximum stability and correct fixing of the device for a safe dispensing.

» **HOOK**

Delphin Pro IBC is equipped with a specific hook to wind the hose.



TECH SPECS

Flow-rate: 2 - 11 L/min

Voltage: AC 230 V

MOBILE VS FIXED

PIUSI®

Delphin Pro is the new complete range of AdBlue® car filling dispensers specifically engineered to meet the demand for daily use in all garages and workshops.

» WHY CHOOSE A MOBILE DELPHIN PRO DISPENSER?



VERSIONS:

- » Delphin Pro_X AC
- » Delphin Pro_X DC
- » Delphin Pro AC

- » Specifically designed for medium consumption of AdBlue®
- » Allows to fill AdBlue® in all the cars located inside and outside the garage
- » Can be easily used to solve the logistics issue of an IBC AdBlue® tank far from the working area
- » Supports 60/200 ltrs drums

» WHY CHOOSE THE FIXED DELPHIN PRO IBC?



VERSION:

- » Delphin Pro IBC

- » Specifically designed for high consumption of AdBlue®
- » Ideal to create a dedicated AdBlue® filling area
- » Can be used both for a direct AdBlue® car filling as well as to refill an AdBlue® mobile dispenser
- » Ready to use once installed on IBC

TANK RECOVERY SYSTEMS

PIUSI®

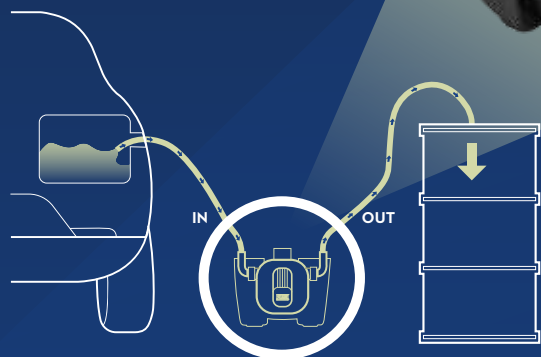
Thanks to these innovative systems it is possible to easily suck AdBlue® from the car tanks.

» ELECTRIC VERSION

Comes with a portable box that contains all the required equipment:

- » SuzzaraBlue pump AC 230 V
- » 2 mt suction hose
- » 2 mt delivery hose

Simply insert the suction hose in the car AdBlue® tank and the delivery hose into a suitable container and start the SuzzaraBlue pump.



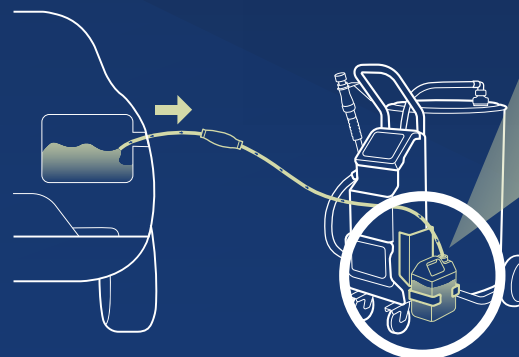
Flow-rate:
34 L/min

» MANUAL VERSION

A simple and ready-to-use kit that comes with:

- » Tank support
- » Hose with integrated manual pump
- » 5 ltrs tank

Simply insert the suction tube in the AdBlue® tank of the car and start to manually pump out the liquid.





Hose length:
2 mt without graduation/
0,5 mt with graduation

CHOOSE YOUR

DELPHIN PRO DISPENSER

PIUSI

Compare and choose the perfect dispenser for your garage among the PIUSI Delphin Pro range:
all features and characteristics are available below.

VERSIONS	AUTO FLOW-RATE	FLOW-RATE		CONNECTORS		BATTERY	PRESET	PATENTED SPOUT
		up to 11 L/min	up to 15 L/min	AF2	SEC			
	DELPHIN PRO_X AC	X	-	X	-	-	X	X
	DELPHIN PRO_X DC	X	-	X	-	X	X	X
	DELPHIN PRO AC	-	X	X	-	-	-	X
	DELPHIN PRO SEC	-	X	X	X	-	-	X
	DELPHIN PRO IBC	-	X	X	X	-	-	X

ORDER CODES


PIUSI®

Choose the reliability and innovation of PIUSI products to improve your day-to-day business.

ORDER CODES	VERSION	FLOW-RATE l/min	VOLTAGE		WEIGHT kg	PACKAGING mm	HOSE		CABLE Lenght m
			AC V/Hz	Power Watt			Lenght m	ø mm	
FO0100400	DELPHIN PRO_X AC	2-15	230/50	400 W	43	860x660x440	2	19	4
FO0100410	DELPHIN PRO_X DC	2-15	230/50*	400 W*	50	860x660x440	2	19	4
FO010020A	DELPHIN PRO AC	2-11	230/50	400 W	43	860x660x440	2	19	2
FO010021A	DELPHIN PRO AC SEC	2-11	230/50	400 W	45	860x660x440	2	19	2
FO0100B00	DELPHIN PRO IBC	2-11	230/50	400 W	23	700x490x390	3	19	4
FO0201R20	TANK RECOVERY SYSTEM Electric version	34	230/50	400 W	10	380x380x480	4	12	2
F21614000	TANK RECOVERY SYSTEM Manual version	/	/	/	2	360x360x280	2,5	12	/

*Battery: 12 V - 100 W

DELPHIN PRO

RANGE:

THE BEST

SOLUTION FOR

AdBlue® CAR

FILLING!

The PIUSI Delphin Pro range is available worldwide through a professional network of authorized dealers.

Get in touch with our local partners or contact PIUSI directly to order your Delphin Pro dispenser.





/// **PIUSI** ® ///

PIUSI®

MADE IN ITALY

piusi.com

PIUSI S.p.A. • 46029 Suzzara (Mantova) Italy
tel. +39 0376 534561 • fax +39 0376 536393 • piusi@piusi.com

piusiusa.com

PIUSI USA, Inc. • 3901 Anglers Ave Fort Lauderdale, FL 33312
tel. 954 584 1552 • fax 954 584 1554 • piusiusa@piusiusa.com

09.18 • EN